

Extended Right Angle Grinders for Type 27, Type 27 Cut-Off (Type 42) & Type 1 Cut-Off (Type 41) Wheels

300RAE Series



300RAE2;13000;4527


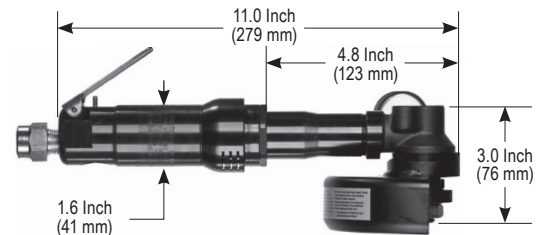
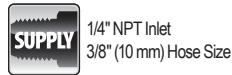
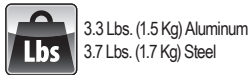

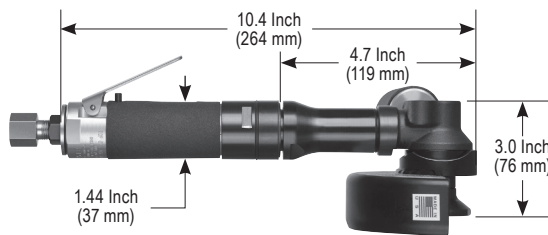
400RAE/410RAE Series



400RAE2S;10000;4527

400RAE2SRK;10000;641

Wheel Size	Exhaust Direction	Lever Style	MODEL NUMBER		Wheel Size	Rated Speed	Exhaust Direction	Lever Style	MODEL NUMBER		
			Type 27 Wheels (Type 42)	Type 1 or Type 1 Cut-Off Wheels (Type 41)					Type 27 Wheels (Type 42)	Type 1 or Type 1 Cut-Off Wheels (Type 41)	
4 Inch (100 mm)	Side	Standard Lever	300RAE4;15000;427	300RAE1;15000;441	4 1/2 Inch (115 mm)	10000 RPM	Side	Standard Lever	400RAE2S;10000;4527	400RAE2S;10000;4541	
		Safety Lever	300RAE4K;15000;427	300RAE1K;15000;441				Safety Lever	400RAE2SK;10000;4527	400RAE2SK;10000;4541	
	Rear	Standard Lever	300RAE4R;15000;427	300RAE1R;15000;441				Standard Lever	400RAE2SR;10000;4527	400RAE2SR;10000;4541	
		Safety Lever	300RAE4RK;15000;427	300RAE1RK;15000;441				Safety Lever	400RAE2SRK;10000;4527	400RAE2SRK;10000;4541	
4 1/2 Inch (115 mm)	Side	Standard Lever	300RAE2;13000;4527	300RAE2;13000;4541			13000 RPM	Side	Standard Lever	410RAE2S;13000;4527	410RAE2S;13000;4541
		Safety Lever	300RAE2K;13000;4527	300RAE2K;13000;4541					Safety Lever	410RAE2SK;13000;4527	410RAE2SK;13000;4541
	Rear	Standard Lever	300RAE2R;13000;4527	300RAE2R;13000;4541					Standard Lever	410RAE2SR;13000;4527	410RAE2SR;13000;4541
		Safety Lever	300RAE2RK;13000;4527	300RAE2RK;13000;4541					Safety Lever	410RAE2SRK;13000;4527	410RAE2SRK;13000;4541
6 Inch (150 mm) Cut-Off Only	Rear	Standard Lever			10000 RPM	Rear	Standard Lever		400RAE2S;10000;641		
		Safety Lever					Safety Lever		400RAE2SK;10000;641		
		Standard Lever					Standard Lever		400RAE2SR;10000;641		
		Safety Lever					Safety Lever		400RAE2SRK;10000;641		




STANDARD EQUIPMENT

- Tool
- Operating Instructions and Service Manual
- Wrenches (sizes based on options)



300RAE Alternate Options



400RAE Alternate Options



Wheel Mounting

